


# Assemble the seat frame

**Step 1:**  
Insert the pin and R pin with the metal bar at the back of seat frame.




**Step 2**

**Step 2:**  
Insert the pin and R pin with the metal bar in front of seat frame.


# Assemble the Chair Back and Seat Cushion

**Step 1:  
Connect the hook**

**Step 1**



**Step 2**



**Step 2:  
Put the chair back  
on the seat frame**

**Step 3**



**Step 3:  
Put the seat cushion on  
the seat frame**


# Assemble the Armrest and Wires

**Step 1:**  
Insert the armrest into  
left and right side.

**Step 1**



**Step 2**



**Step 2:**  
Connect the wire of  
remote control ① and  
vibration wire ②

